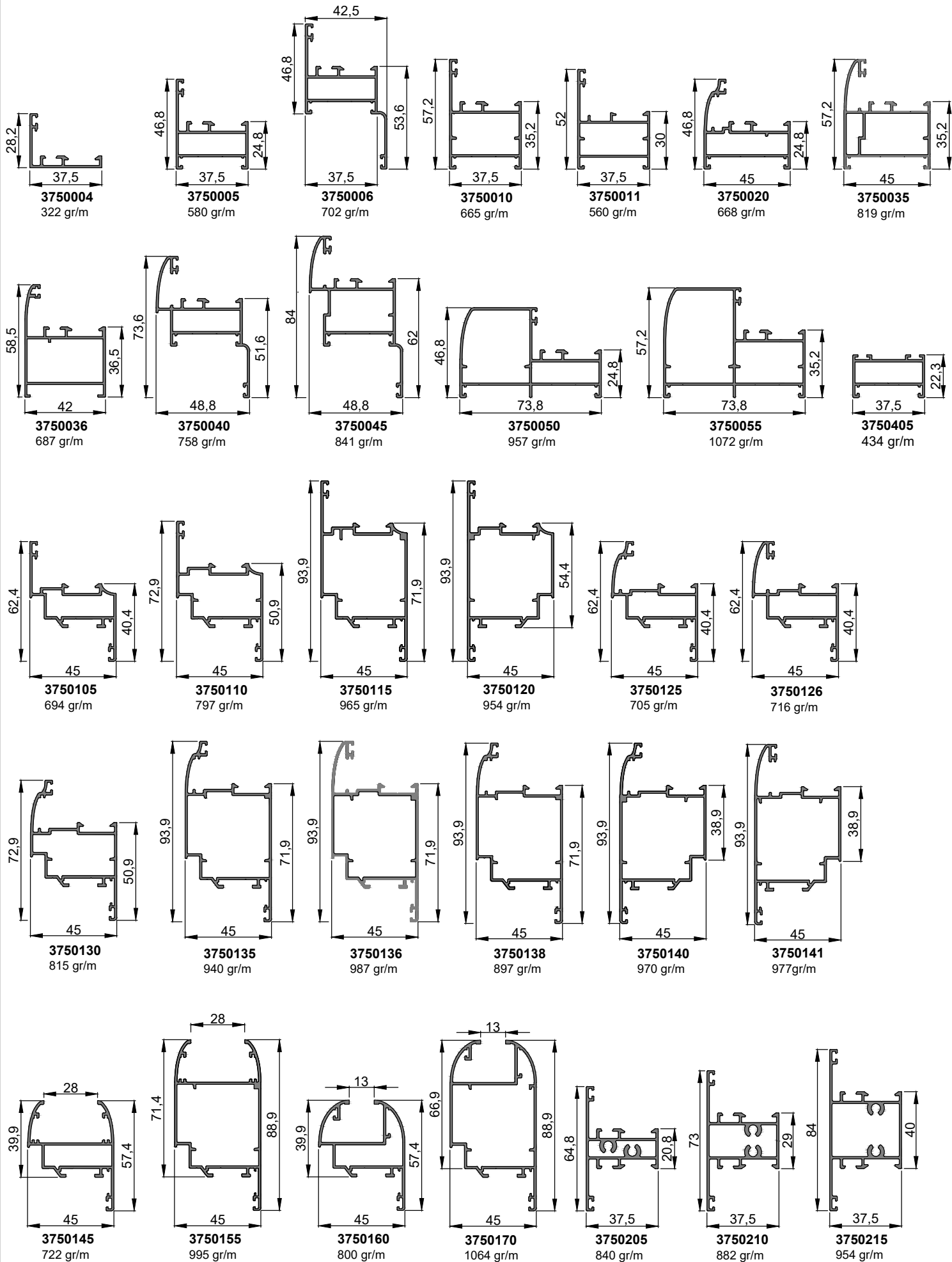




ALUMINIUM PROFILES SYSTEMS

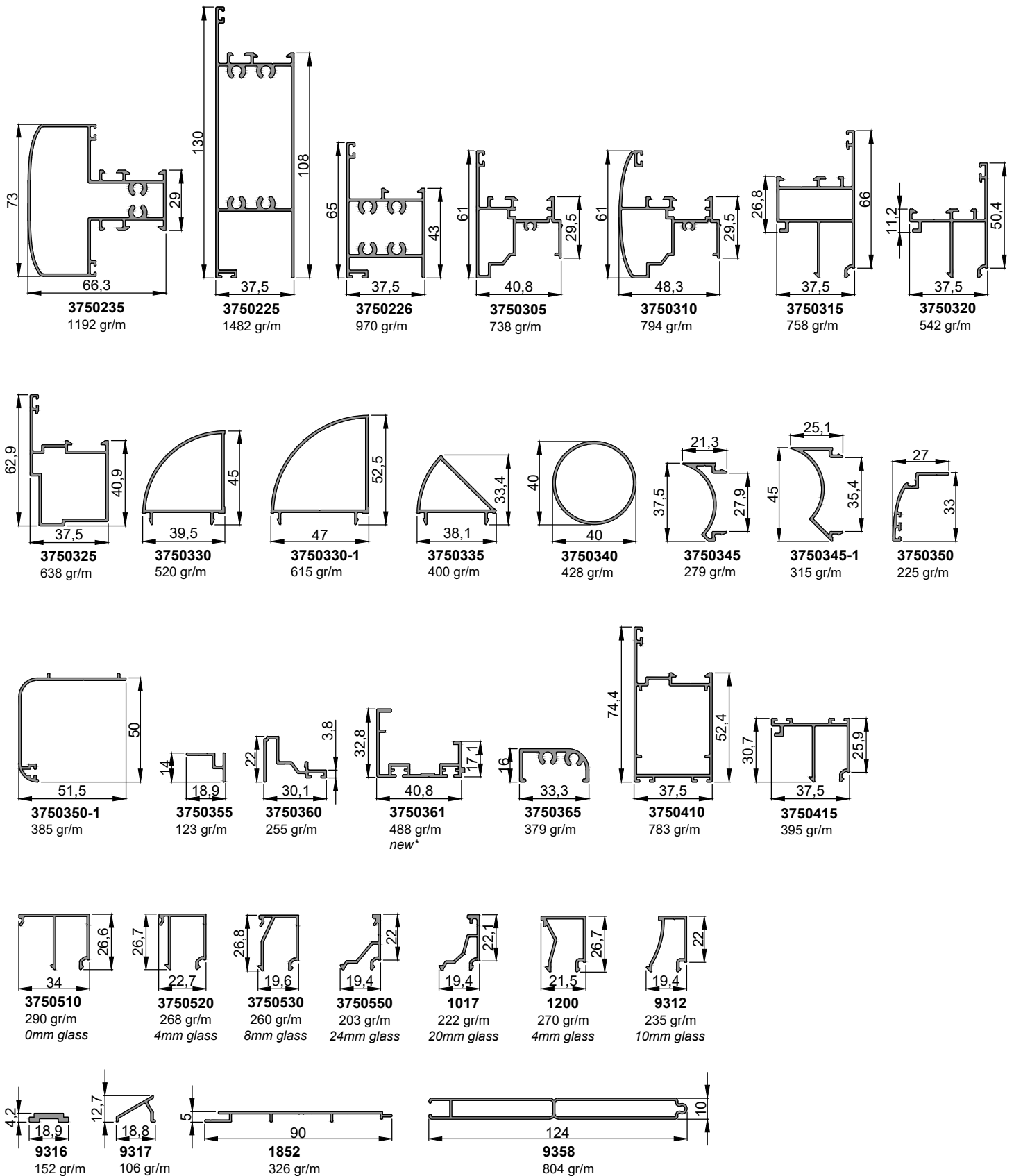


PONY SERIES



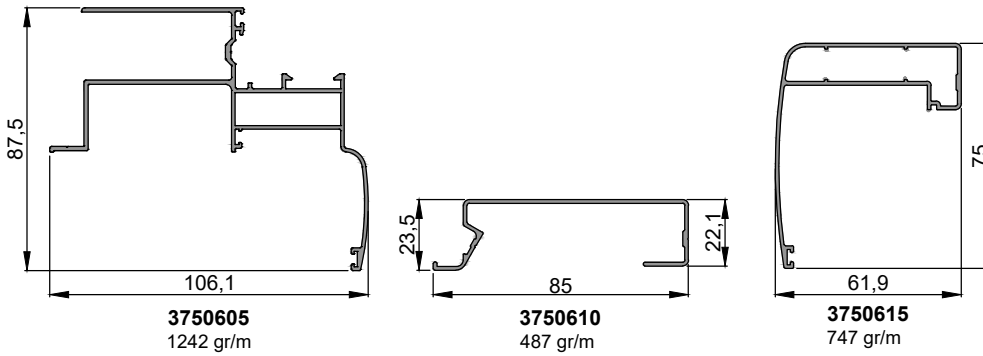
WARNING: THE INDICATED PROFILE WEIGHTS ARE THEORETICAL .

PONY SERIES

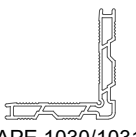





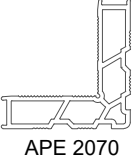









PONY SERIES

INTERIOR DOORS SYSTEM



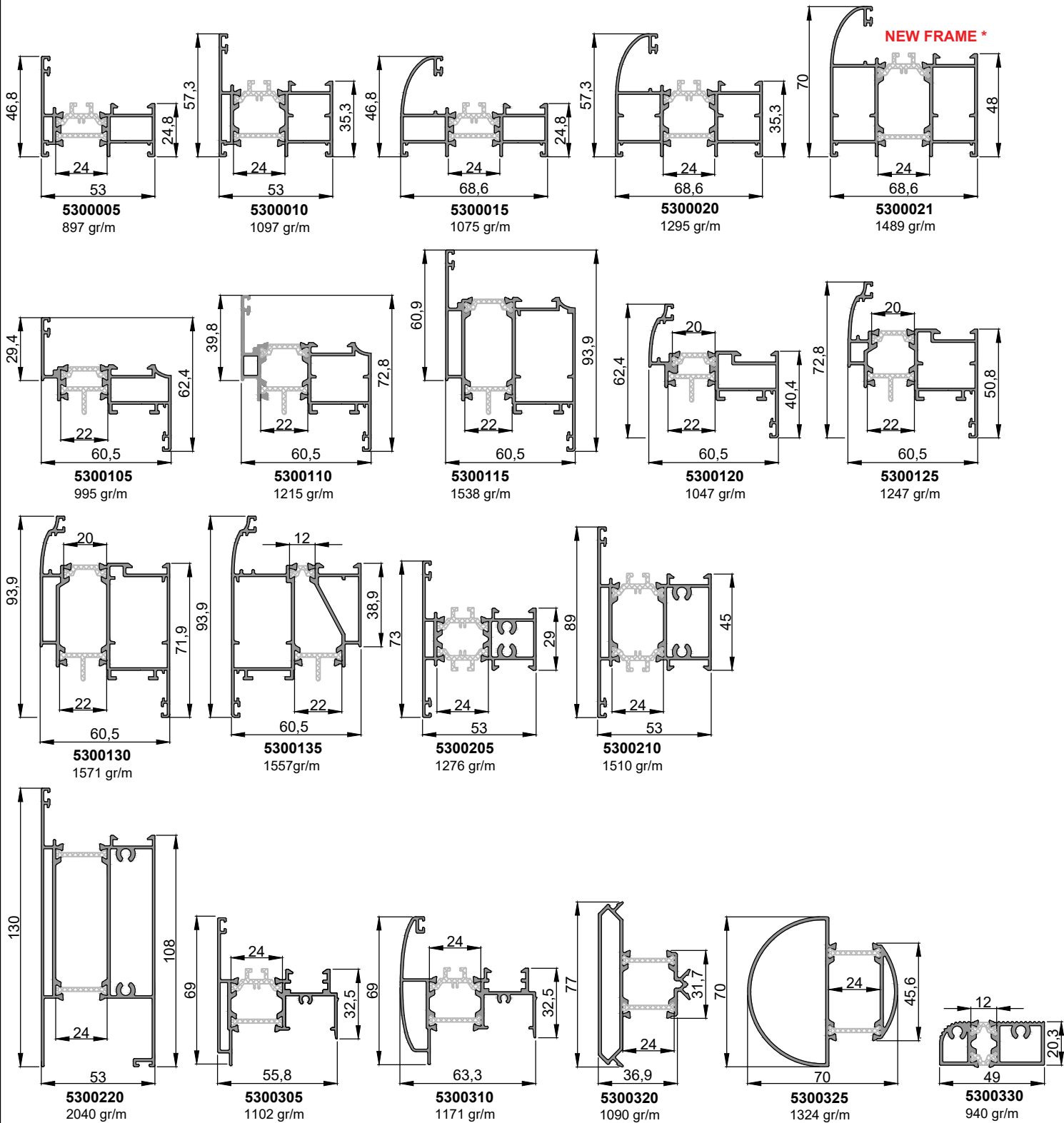
*** THE INTERIOR DOORS SYSTEM OPERATES WITH THE SASHES AND MULLIONS FROM THE PONY SYSTEM.**

JOINTS		JOINTS		JOINTS	
Joint N°	For profiles	Joint N°	For profiles	Joint N°	For profiles
 APE 1030/1031	APE 1030- 3750005,3750006, 3750040,3750050,3750105, 3750125,3750126, 3750145, 3750160, 3750405,3750605 APE 1031- 3750020	 APE 3	375 000- 5,6,10,11,20,35,40, 45,50,55,405,105,110,115, 120,125,126,130,135,136, 138,140,141,145,155,160, 170,410,605	 APE 7	375 000- 105,110,115,120, 125,126,130,135,136,138, 140,141,145,150,155,160, 170
 APE 4180	APE 4180- 3750115,3750120, 3750135,3750136,3750138, 3750140,3750141,3750155, 3750170	 APE 4	3750615	 APE 10	375 000- 5,6,10,11,20,35, 40,45,50, 55,105,110,115, 120,125,126,130,135,136, 138,140,141,325,410,605
 APE 2070	APE 2070- 3750010,3750035, 3750045,3750055, 3750110, 3750130,3750165	 APE 6	375 000- 5,6,10,11,20,35,40, 45,50,55,160,165,170,350, 350-1,405,605		

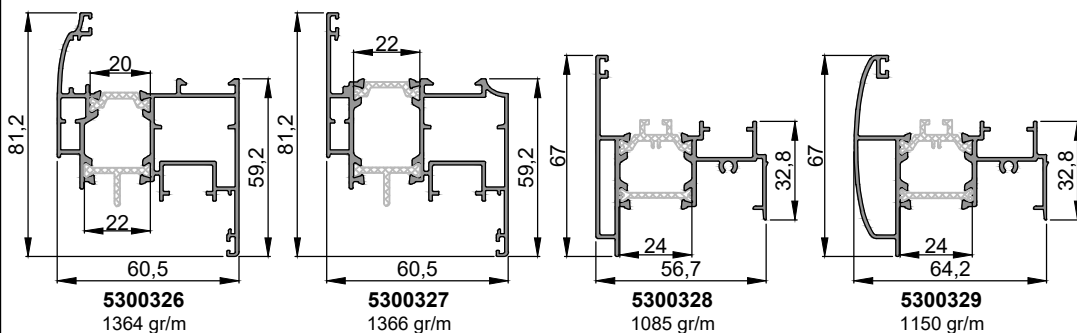
GASKETS	
Gasket N°	USE
 U 00.0;1;1.5; 2;2.5;3;4;5	EPDM gasket for fixing the glass
 U 60	for the opening parts
 U 68	for the fix parts
 US 68	EPDM gasket for the fix parts
 US 60	EPDM gasket for the opening parts
 UG 6168	EPDM central gasket

COVER CAPS	
cover cap N°	Profile N°
 APE 211	3750305 overhung
 APE 200	3750310 overhung
 APE 361	set of cover caps for 3750361

SERIES ESKIMOS

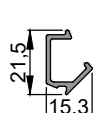
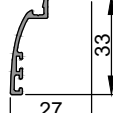
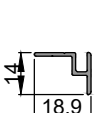
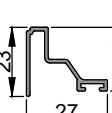
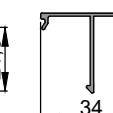
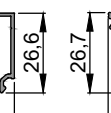
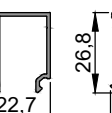
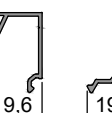
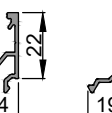
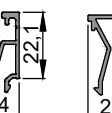
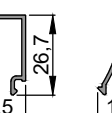


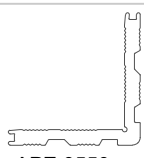
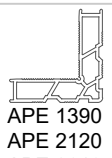
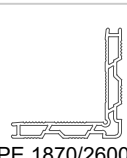



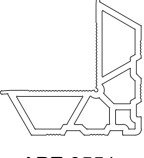


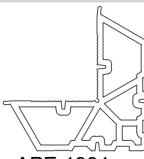

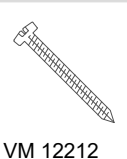
PROFILES WITH PVC HARDWARE









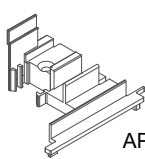
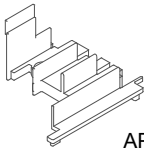
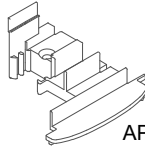
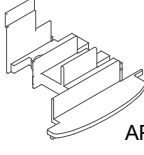
WARNING: THE INDICATED PROFILE WEIGHTS ARE THEORETICAL .

SERIES ESKIMOS

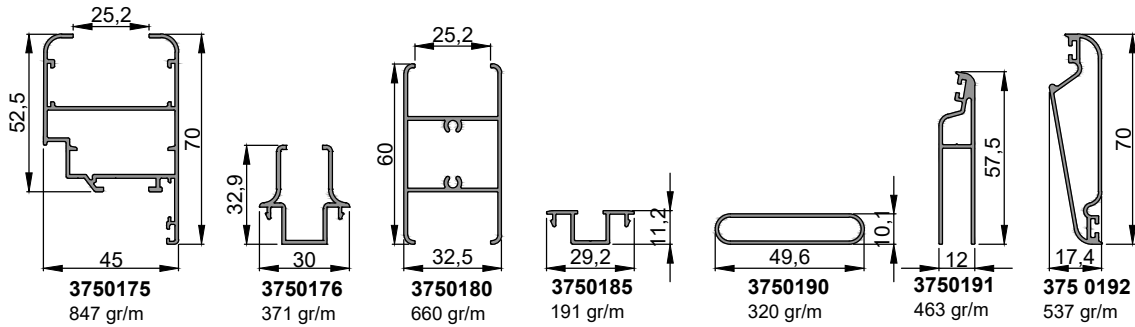
										
5305040 175 gr/m	3750350 225 gr/m	3750355 122 gr/m	3750370 232 gr/m	3750510 290 gr/m 10mm glass	3750520 268 gr/m 20mm glass	3750530 260 gr/m 24mm glass	3750550 203 gr/m 38mm glass	1017 222 gr/m 36mm glass	1200 270 gr/m 20mm glass	9312 235 gr/m 28mm glass

JOINTS		JOINTS		JOINTS	
Joint N°	For profiles	Joint N°	For profiles	Joint N°	For profiles
 APE 0550	APE0550 - 5300110, 5300125,5300326,5300327	 APE 1390 APE 2120 APE 2610	APE1390 - 5300010, 5300020 APE2120 - 5300110, 5300125 APE2610 - 5300326, 5300327	 APE 1870/2600	APE1870 - 5300005, 5300015,5300030 APE2600 - 5300105, 5300120
 APE 2121	APE2121 - 5300115, 5300130,5300135	 APE 4	5300105,5300110, 5300115,5300120, 5300125,5300130, 5300135,5300326, 5300327	 APE 8	5300005,5300010, 5300015,5300020, 5300021
 APE 0551	APE0551 - 5300115, 5300130,5300135	 APE 7	5300105,5300110, 5300115,5300120, 5300125,5300130, 5300135,5300326, 5300327	 APE 10	5300005,5300010, 5300020,5300021 5300015,5300105, 5300110,5300115, 5300120,5300125, 5300130,5300135, 5300326,5300327
 APE 1391	APE1391 - 5300021	 APE 6	5300005,5300010, 5300015,5300020, 5300021	 VM 12212	Screw joint for mullions : 5300205, 5300210, 5300220

GASKETS	
Gasket N°	USE
 U 00.0;1;1.5; 2;2.5;3;4;5	EPDM gasket for glass fixing
 U 60	for the opening parts
 U 68	for the fix parts
 US 68	EPDM gasket for the fix parts
 US 60	EPDM gasket for the opening parts
 APE 900	EPDM central gasket

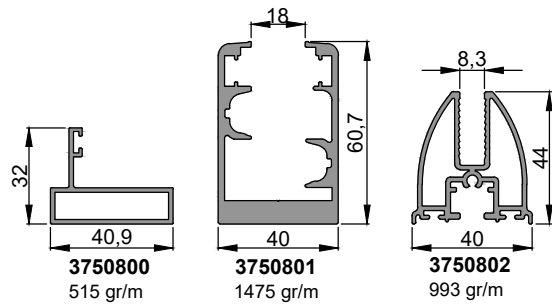
COVER CAPS FOR OVERHUNG			
cover cap N°	overhung N°	cover cap N°	overhung N°
 APE 310	5300305	 APE 312	5300328
 APE 313	5300310	 APE 311	5300329

SHUTTERS

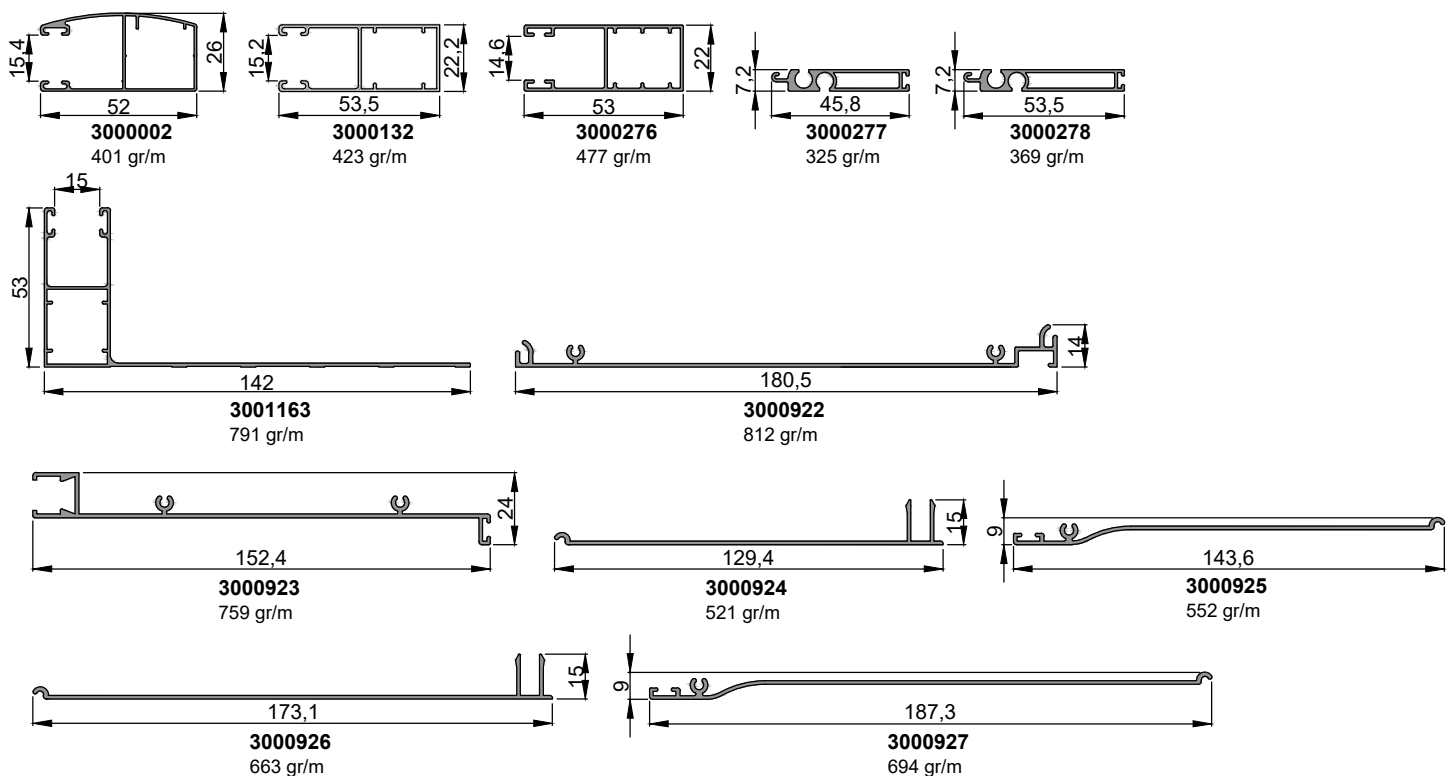


* **THE SHUTTERS SYSTEM OPERATES WITH THE FRAMES FROM THE PONY SYSTEM.**

GLAZED BALCONY SYSTEM

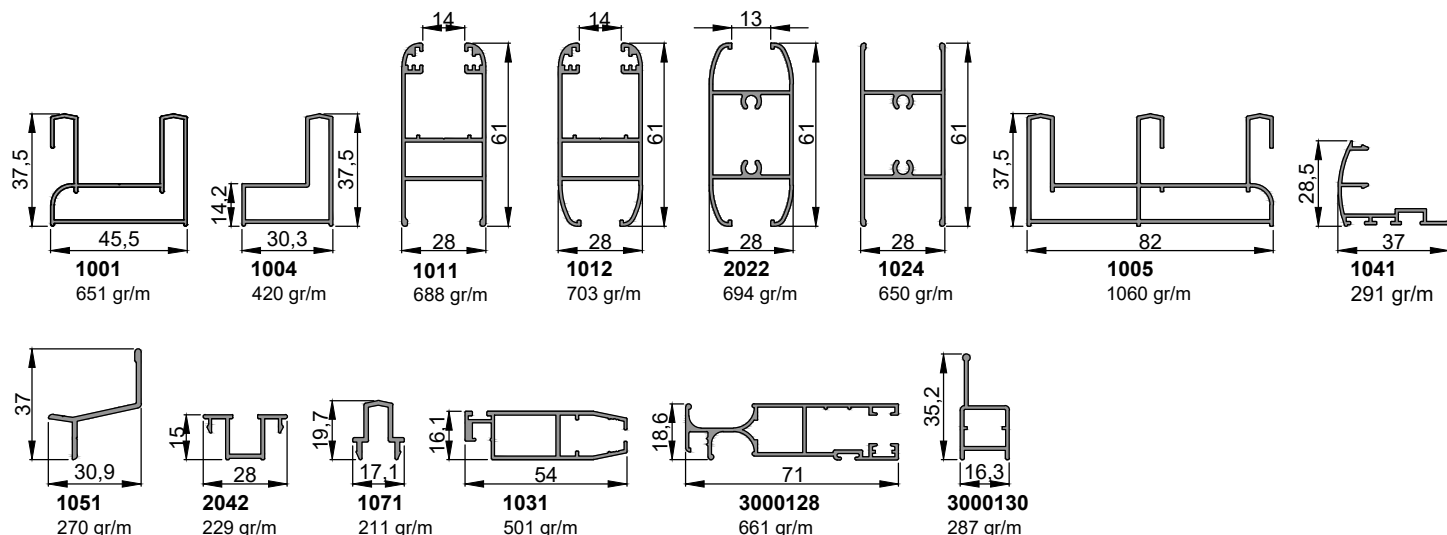







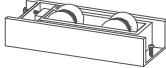
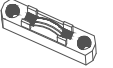
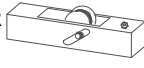
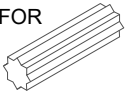
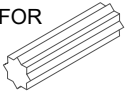

ROLLING SHUTTERS






WARNING: THE INDICATED PROFILE WEIGHTS ARE THEORETICAL .

MINI SLIDING SYSTEM

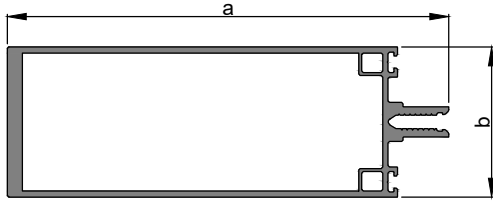


ACCESSORY	CODE	ACCESSORY	CODE
BRUSHES 	TZ5.5;TZ6.0; TZ7.0;TZ8.0; TZ12.0;TZ18.0	COVER CAP FOR 2022 	AMS30
SHOCK DAMPER 	A0330	PLASTIC CORNER JOINT FOR 1031 	AMS13
STOPPER 	AMS11	PLASTIC CORNER JOINT FOR 1031 	AMS14
ROLLERS 	A0102; A0201; A0101; A0204;	ROLLER FOR 1031 	AMS20
ROLLER FOR 3000128 	A0103	JOINT FOR 3000128 	APE157
JOINT FOR PROFILE 3000130  FROM PROFILE 05-1	APE130	EPDM GASKET FOR 1031 	UK 6
		EPDM GASKET FOR 300 0128 	UK 7
MOSQUITO NET 	FL80; FL100; FL120; FL140; FL160;		

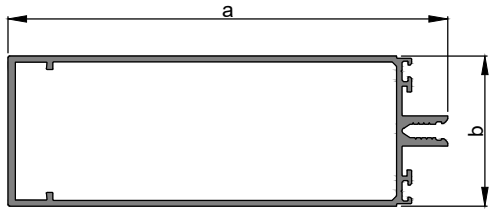
Joint N°	For profiles
 APE 4	1001,1004,1005
 APE 5	1011,1012
 APE 6	1011,1012

CW50-curtain wall system

MULLIONS & TRANSOMS

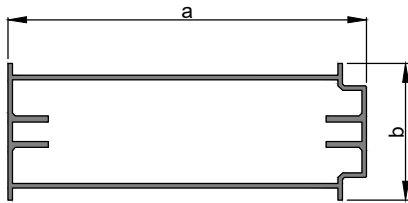


PROFILE	WEIGHT	a (mm)	b (mm)	Ix cm ⁴	Iy cm ⁴
010100	1675 gr/m	67	50	29,81	16,93
010101	1870 gr/m	87	50	61,43	21,12
010102	2079 gr/m	107	50	106,81	25,30
010103	2260 gr/m	127	50	167,39	29,48
010104	2710 gr/m	147	50	269,35	37,04
010105	2927 gr/m	167	50	374,58	41,65
010106	3703 gr/m	192	50	589,21	56,28
010107	4377 gr/m	217	50	847,25	65,45



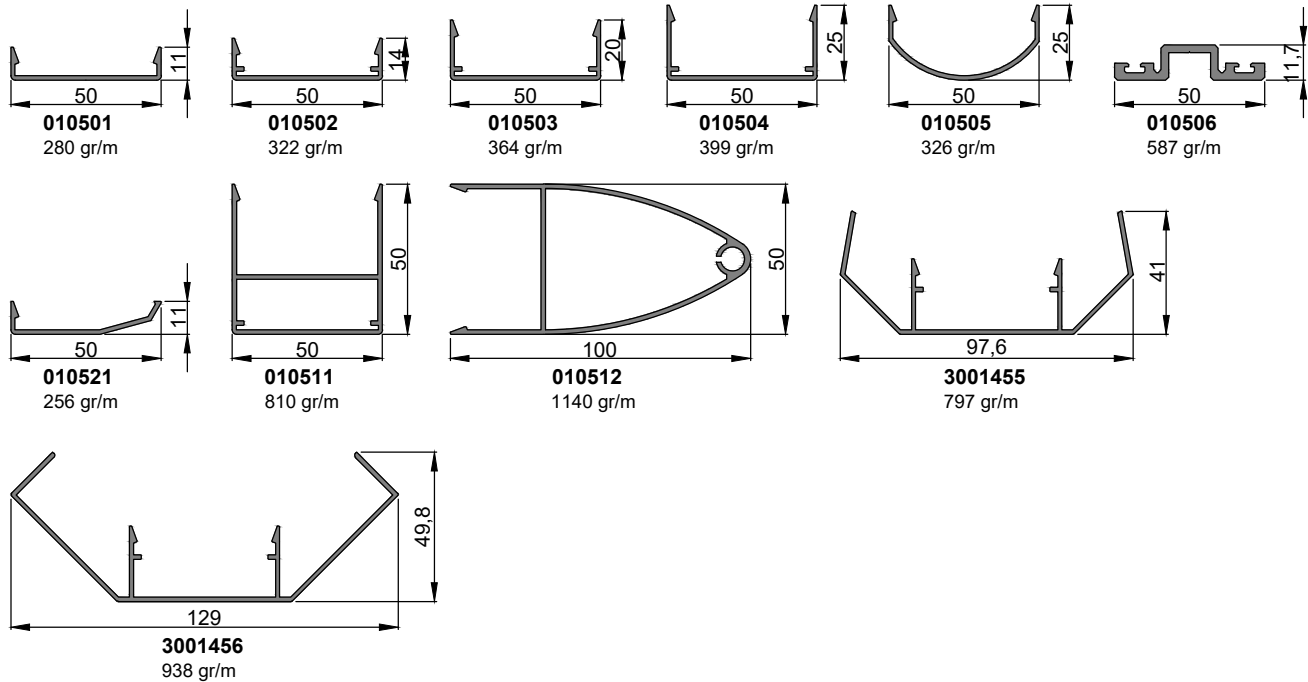
PROFILE	WEIGHT	a (mm)	b (mm)	Ix cm ⁴	Iy cm ⁴
010313	505 gr/m	16,8	48,4	2,55	0,39
010310	945 gr/m	26,5	50	6,94	1,70
010311	1140 gr/m	46,5	50	11,12	9,43
010300	1377 gr/m	66,5	50	16,06	26,02
010301	1572 gr/m	86,5	50	20,25	52,64
010302	1767 gr/m	106,5	50	24,43	90,84
010303	2014 gr/m	126,5	50	29,63	143,49
010304	2220 gr/m	146,5	50	34,03	210,29
010305	2499 gr/m	166,5	50	39,85	297,52
010306	2770 gr/m	191,5	50	45,62	429,55
010307	3041 gr/m	216,5	50	51,38	593,50

LONGITUDINAL CONNECTORS FOR MULLION PROFILES

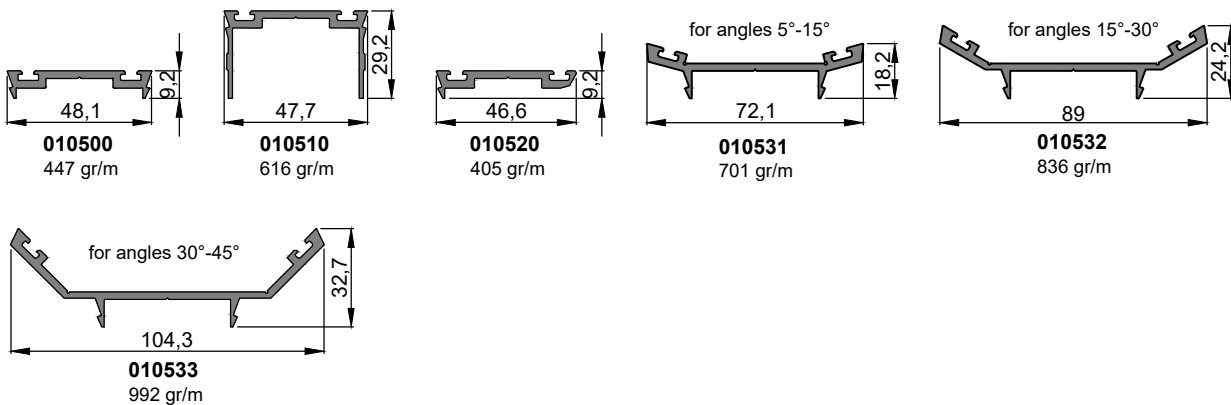


PROFILE	WEIGHT	a (mm)	b (mm)	Ix cm ⁴	Iy cm ⁴
010400	938 gr/m	40,5	45,9	7,69	6,00
010401	1101 gr/m	60,5	45,9	20,93	7,99
010402	1263 gr/m	80,5	45,9	42,30	9,98
010403	1426 gr/m	100,5	45,9	73,00	11,96
010404	1577 gr/m	119,5	45,5	111,52	13,56
010405	1740 gr/m	139,5	45,5	163,70	15,50
010406	1931 gr/m	164,00	44,5	243,45	16,92

COVER CAPS



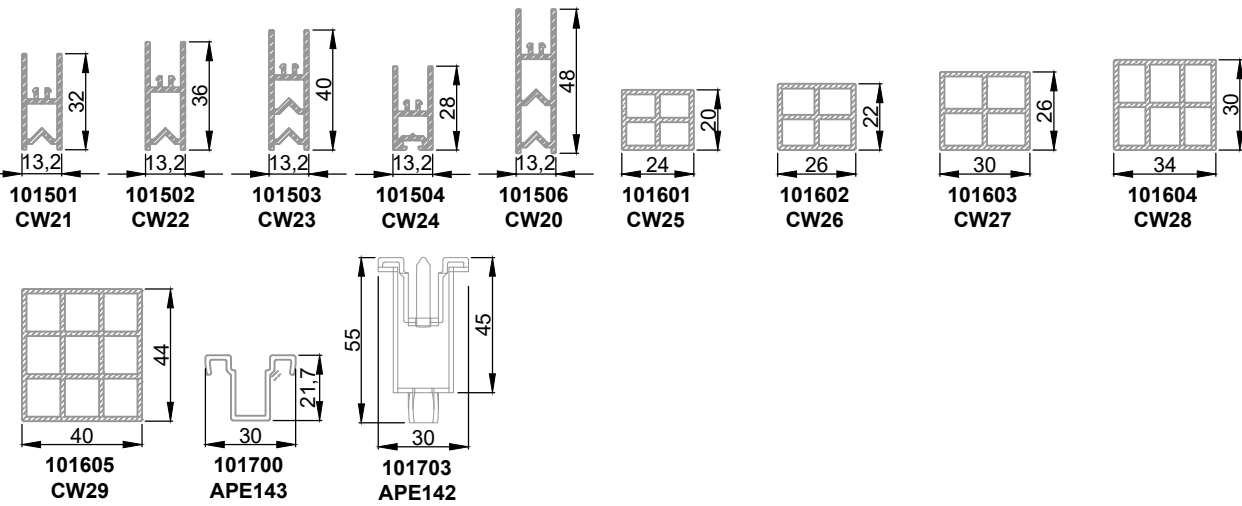
PRESSURE PLATES



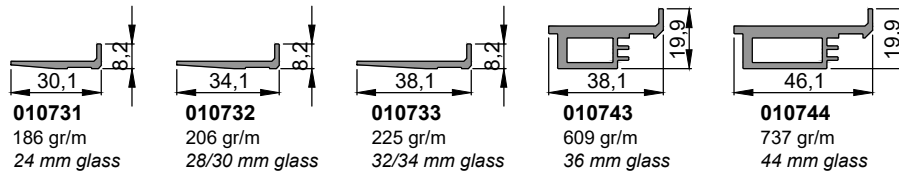
WARNING: THE INDICATED PROFILE WEIGHTS ARE THEORETICAL .

CW50-curtain wall system

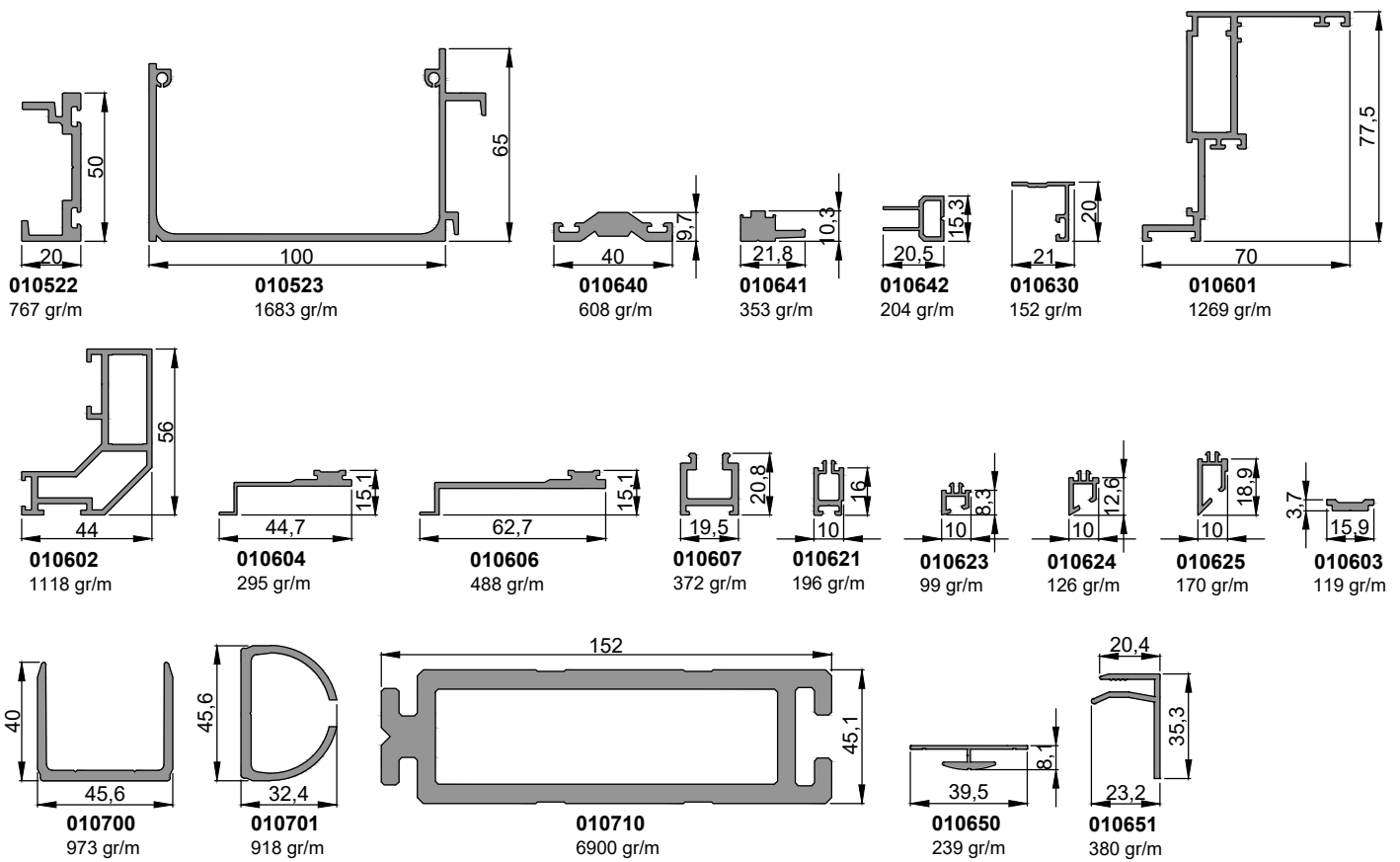
PVC INSERTS



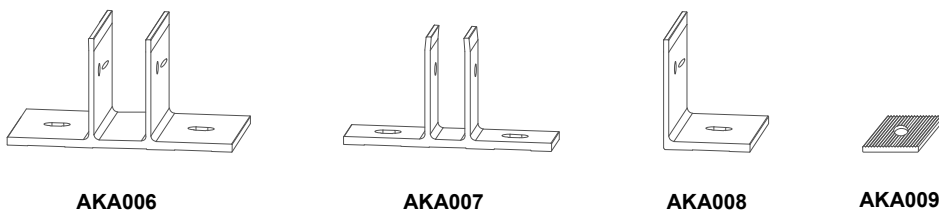
GLAZING SHIMS



ADDITIONAL PROFILES

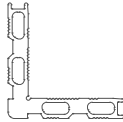
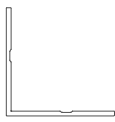
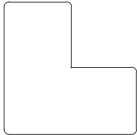
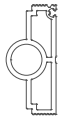



MOUNTING CONSOLES

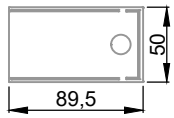


WARNING: THE INDICATED PROFILE WEIGHTS ARE THEORETICAL .

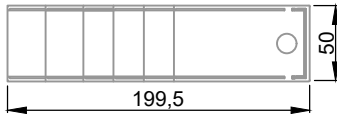
CW50-curtain wall system

JOINTS/FOR PROFILES					
	01-1	01-2	01-4	01-3	APE 14
	joint for outwards projecting window for profiles : 010601 - CW0111 010602 - CW0110	joint for outwards projecting window for profiles : 010601 - CW0121 010602 - CW0120	corner for outwards projecting window for profile 010601	profile for the spring joint APE 14	spring joint for mullion-transom connection


EPDM GASKETS



APE141
EPDM muff
between mullion
and transom



APE1411
EPDM muff
between mullion(01
0303/04/05/06/07)
and transom



US111501




US111000



US111008



US111003



US111600



US111404



US111400



US111110

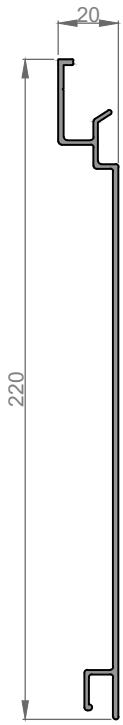


US111105

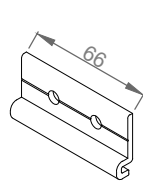


US111106

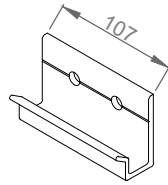
Ventilated curtain wall system



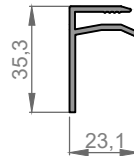
3003097
1273 gr/m



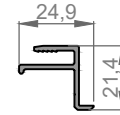
3003113
196 gr/m



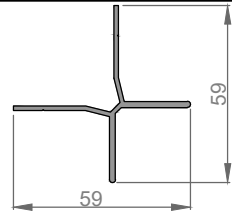
3003110
282 gr/m



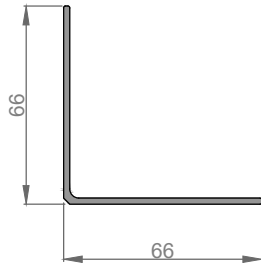
010651
380 gr/m



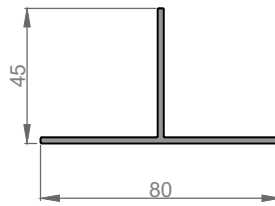
050800
246 gr/m



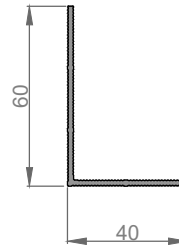
3001630
526 gr/m



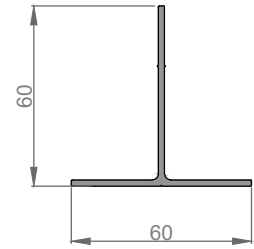
3000405
704 gr/m



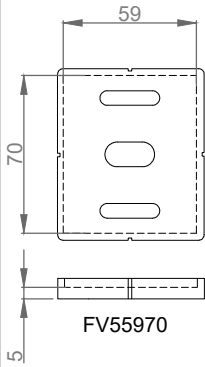
3002722
662 gr/m



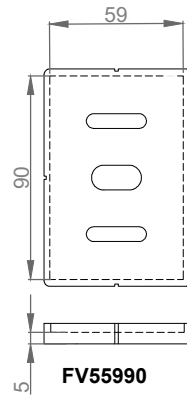
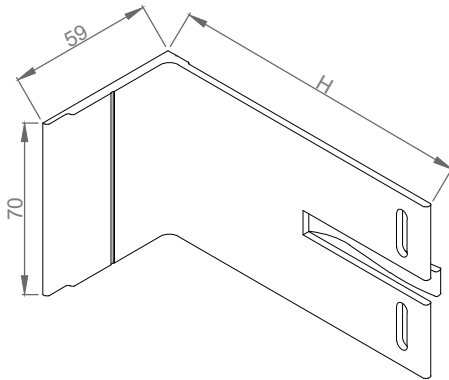
3000066
458 gr/m



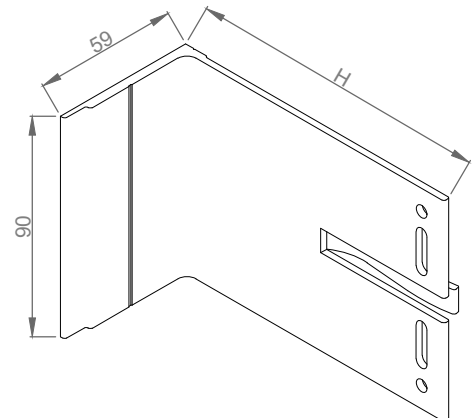
3002721
639 gr/m



FV55970



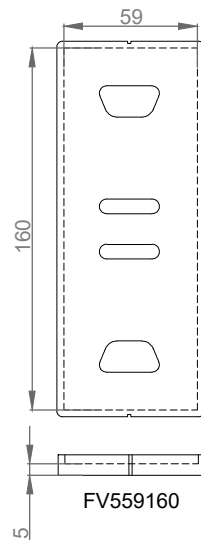
FV55990



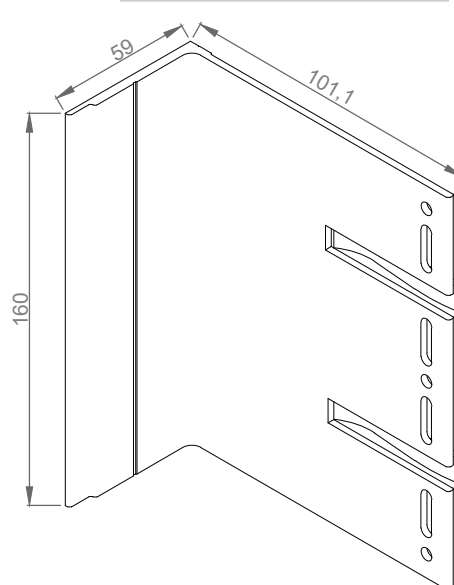
PROFILE	WEIGHT	H
FV2407010	64 gr/pcs	40
FV2507010	71 gr/pcs	50
FV2757010	76 gr/pcs	75
FV21007010	89 gr/pcs	100
FV21257010	106 gr/pcs	125
FV21507010	128 gr/pcs	150
FV21807010	150 gr/pcs	180
FV22107010	183 gr/pcs	210
FV22407010		240

PROFILE	WEIGHT	H (mm)
FV2409010	83 gr/pcs	40
FV2509010	91 gr/pcs	50
FV2759010	98 gr/pcs	75
FV21009010	115 gr/pcs	100
FV21259010	136 gr/pcs	125
FV21509010	165 gr/pcs	150
FV21809010	193 gr/pcs	180
FV22109010	236 gr/pcs	210
FV22409010		240

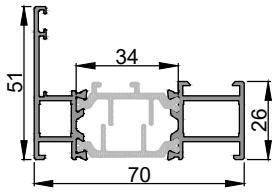
PROFILE	WEIGHT	H
FV24016010	147 gr/pcs	40
FV25016010	162 gr/pcs	50
FV27516010	174 gr/pcs	75
FV210016010	204 gr/pcs	100
FV212516010	242 gr/pcs	125
FV215016010	293 gr/pcs	150
FV218016010	343 gr/pcs	180
FV221016010	419 gr/pcs	210
FV224016010		240



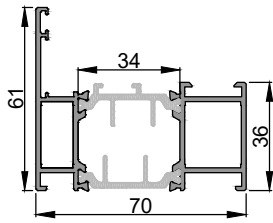
FV559160



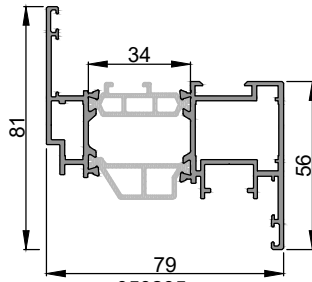
WDS 70-windows and doors system



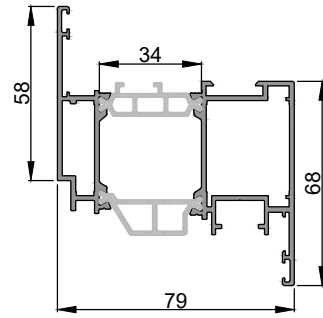
050100
1245 gr/m



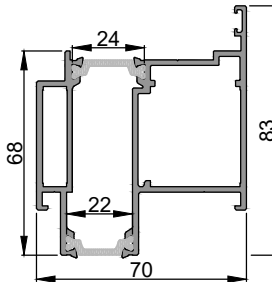
050101
1419 gr/m



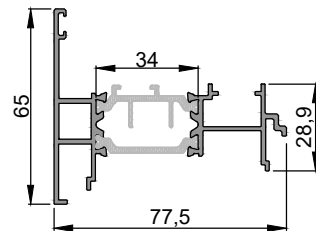
050205
1735 gr/m



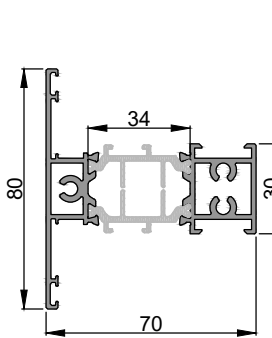
050211
1943 gr/m



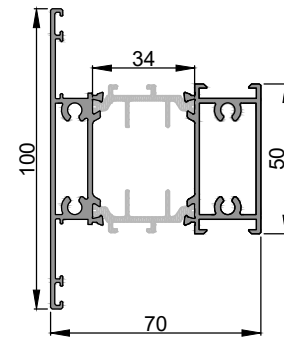
051102
2090 gr/m



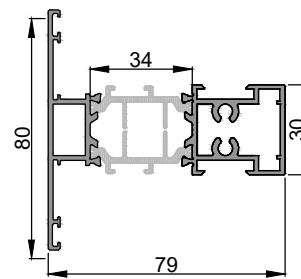
050322
1277 gr/m



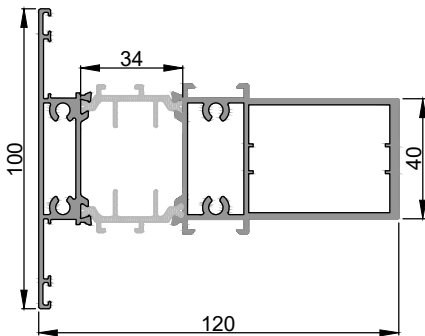
050304
1685 gr/m



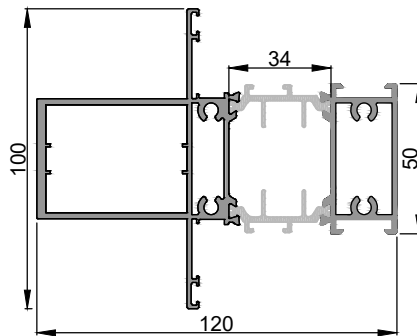
050301
2077 gr/m



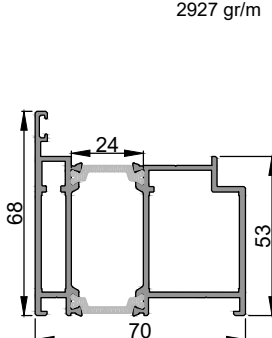
050309
1713 gr/m



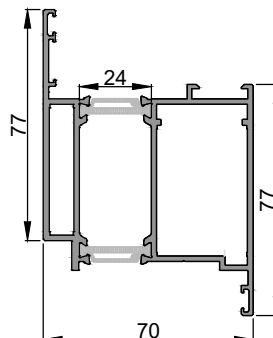
050303
2927 gr/m



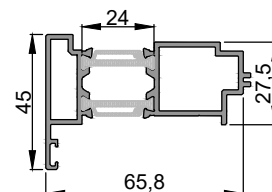
050302
2928 gr/m



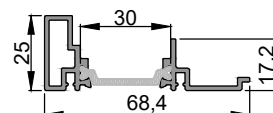
051103
1857 gr/m



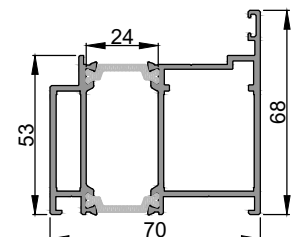
051203
2170 gr/m



051303
1546 gr/m

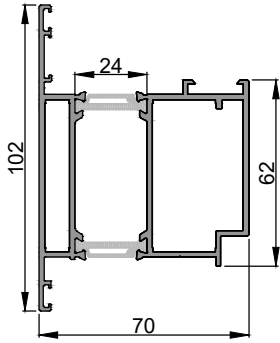


051400
693 gr/m

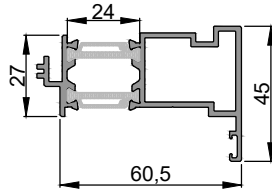


051104
1831 gr/m

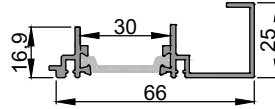
WDS 70-windows and doors system



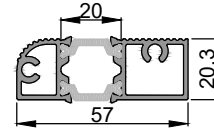
051204
2164 gr/m



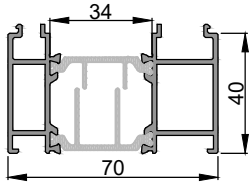
051304
1238 gr/m



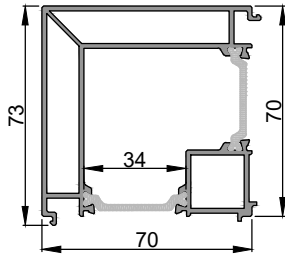
051401
673 gr/m



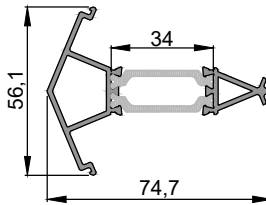
051420
972 gr/m



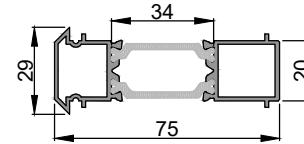
050600
1452 gr/m



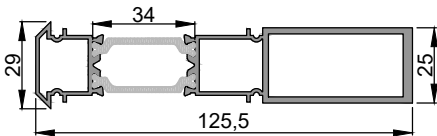
050604
1976 gr/m



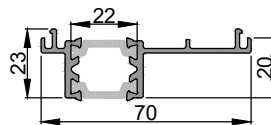
050605
1027 gr/m



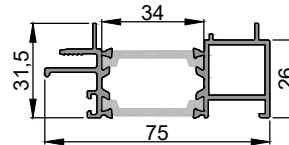
050602
949 gr/m



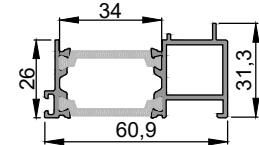
050603
1609 gr/m



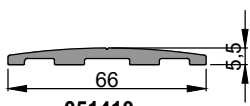
050700
755 gr/m



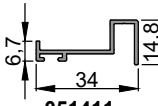
050804
1060 gr/m



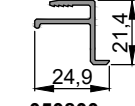
050805
900 gr/m



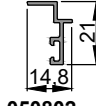
051410
646 gr/m



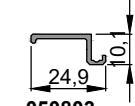
051411
222 gr/m



050800
246 gr/m

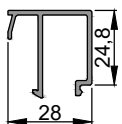


050802
136 gr/m

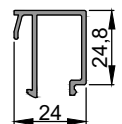


050803
141 gr/m

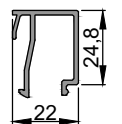
GLASS BEADS FOR FRAMES:



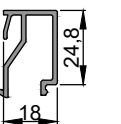
050400
388 gr/m
28mm glass



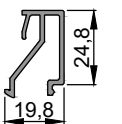
050401
371 gr/m
32mm glass



050402
364 gr/m
34mm glass

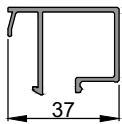


050403
355 gr/m
38mm glass

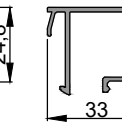


050404
345 gr/m
42mm glass

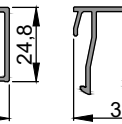
GLASS BEADS FOR SASHES:



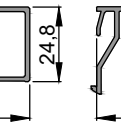
050500
455 gr/m
28mm glass



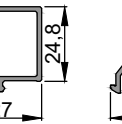
050501
439 gr/m
32mm glass



050502
431 gr/m
34mm glass





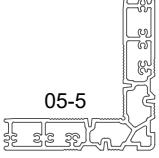


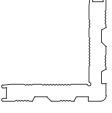
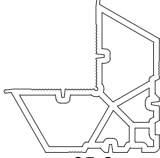
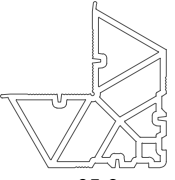

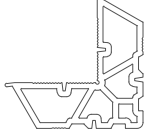
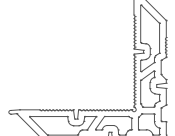
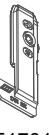
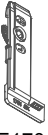
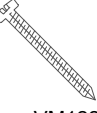
050503
421 gr/m
38mm glass



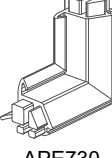


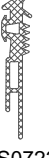




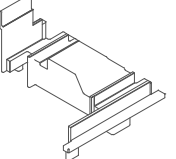

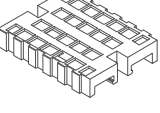
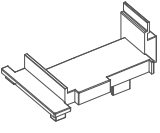

050504
412 gr/m
42mm glass

WARNING: THE INDICATED PROFILE WEIGHTS ARE THEORETICAL .

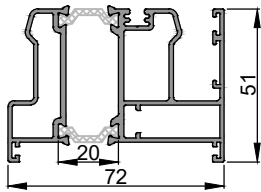
WDS 70-windows and doors system

JOINTS		JOINTS		JOINTS	
Joint N°	For profiles	Joint N°	For profiles	Joint N°	For profiles
 APE 720	050100, 050101, 050205, 050211	 05-3	<u>WDS05300</u> - 050301 <u>WDS05310</u> - 050302, 050303	 05-5	<u>WDS05500</u> - 050101 <u>WDS05510</u> - 050101
 APE 7	050205, 051203, 051204	 05-4	<u>WDS05400</u> - 050309 <u>WDS05410</u> - 050301 <u>WDS05420</u> - 050302, 05 0303		
 05-1	<u>WDS05010</u> - 050100 <u>WDS05011</u> - 050100	 05-8	<u>WDS05800</u> - 051203 <u>WDS05810</u> - 051203	 05-9	<u>WDS05900</u> - 051204 <u>WDS05910</u> - 051204
 05-10	<u>WDS05100</u> -051102, 051103, 051104 <u>WDS05101</u> -051102, 051103, 051104	 05-11	<u>WDS05110</u> -050211 <u>WDS05111</u> -050211	 05-12	<u>WDS05120</u> - 050205 <u>WDS05121</u> - 050205
 APE1701DX	Mechanical joint for mullions : 050301, 050302, 050303, 050309 /Right-R/	 APE1701SX	Mechanical joint for mullions : 050301, 050302, 050303, 050309 /Left-L/	 VM12212	Screw joint for mullions : 050301, 050302, 050303, 050304, 050309

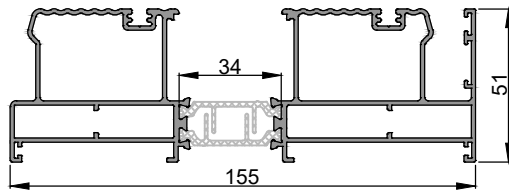
GASKETS		GASKETS		GASKETS	
Gasket N°	Use	Gasket N°	Use	Gasket N°	Use
 U 0	EPDM gasket for fixing the glass	 US115102	EPDM gasket for fixing the opening parts.	 APE730	EPDM corner for fixing the opening parts.
 US115100	EPDM gasket for the fix parts	 US115105	EPDM central gasket		
 US0723	EPDM gasket for the fix parts	 US11501			EPDM gasket for insulation
					 LSK 144 Glue for all the WDS gaskets

ACCESSORIES					
 Cover cap APE316	For profile 050322	 Cover cap APE317	For profile 051303	 Cover caps WDS1400	For profile 051400
 WDS141	Glazing pad	 Cover cap APE318	For profile 051304	 Cover caps WDS1401	For profile 051401

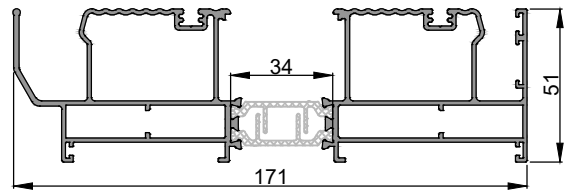
LS 70-LIFT & SLIDE SYSTEM



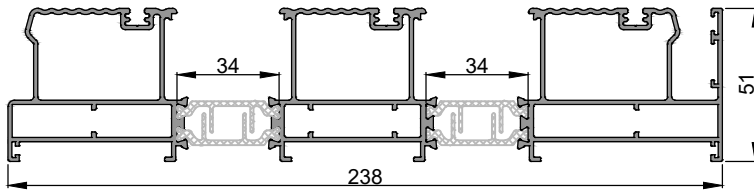
070001
1757 gr/m



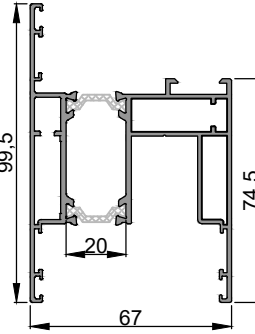
070002
2810 gr/m



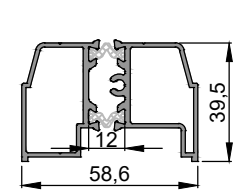
070003
3017 gr/m



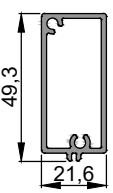
070004
4274 gr/m



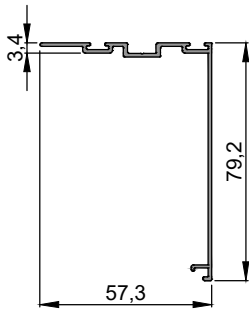
070005
1985 gr/m



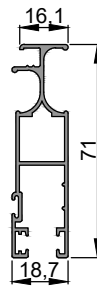
070006
1199 gr/m



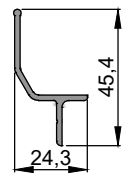
070014
669 gr/m



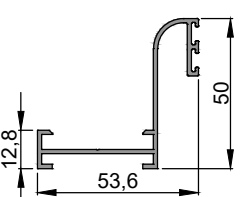
070009
522 gr/m



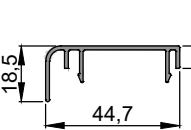
3000128
661 gr/m



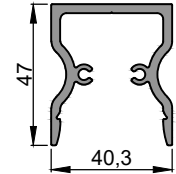
070012
311 gr/m



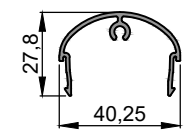
070010
563 gr/m



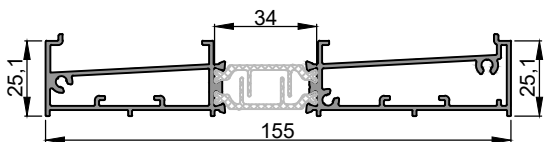
070011
326 gr/m



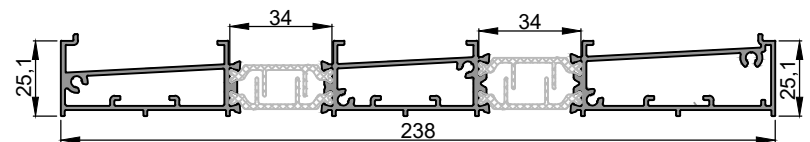
070017
1168 gr/m



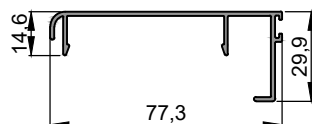
070018
359 gr/m



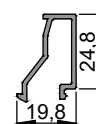
070015
1955 gr/m



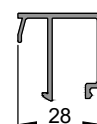
070016
3028 gr/m



070019
553 gr/m



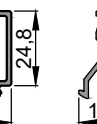
070013
304 gr/m
42mm glass



050400
388 gr/m
28mm glass



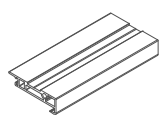
050402
364 gr/m
32mm glass



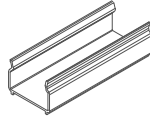
050404
345 gr/m
40mm glass



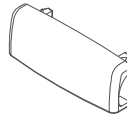
LS0701
inox rail



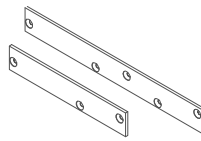
LS0705
PVC profile for hook



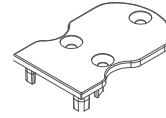
LS0702
PVC profile for frame



AL1210
water hole cap



drainage solution caps
coming soon...

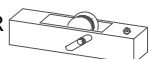


LS1718
PVC cover cap for handle profile



TZ6
brush

ROLLER FOR
300 0128



A0103

JOINT FOR
300 0128

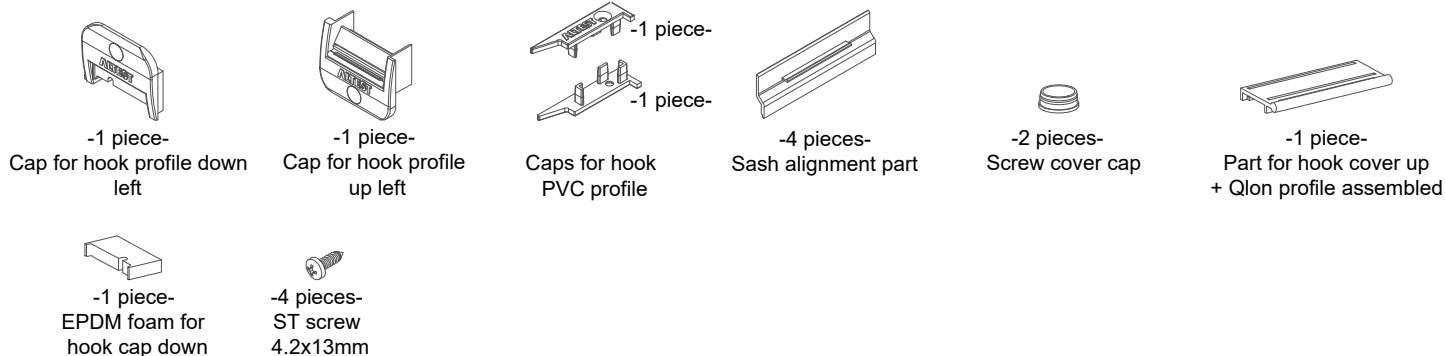


APE157

LS 70- LIFT & SLIDE SYSTEM

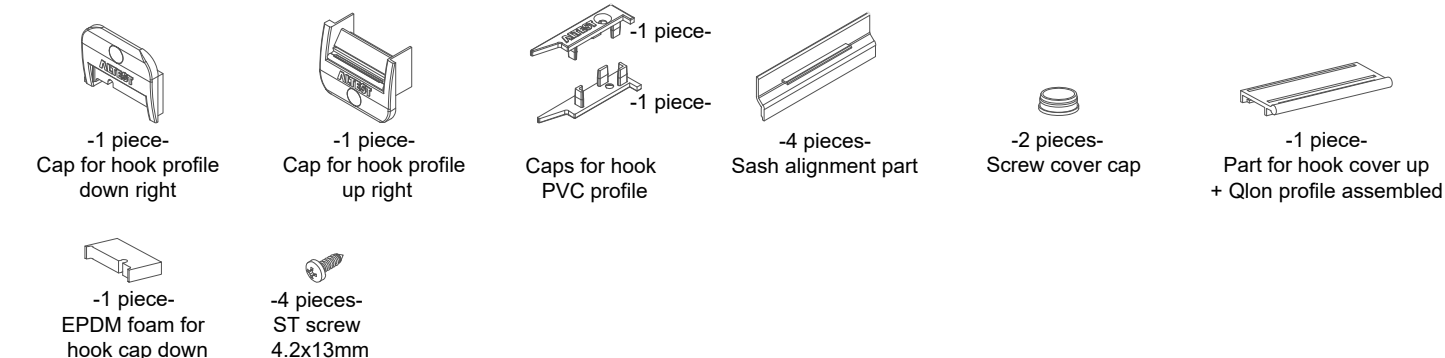
KLS075L

Left sash set



KLS075R

Right sash set




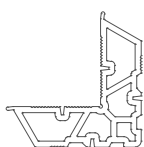
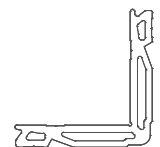
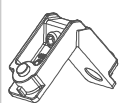


KLS072






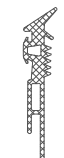

Frame and sash gaskets set

KLS076

Meeting stile profile set

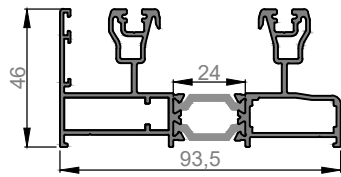


JOINTS/FOR PROFILES			
	07-3	07-4	
	LS070300- 070005	LS070400- 070001, 070002, 070003, 070004, 070005	
			
	APE 4	APE 7	APE 6
	070001, 070002, 070003, 070004, 070005		070001, 070002, 070003, 070004

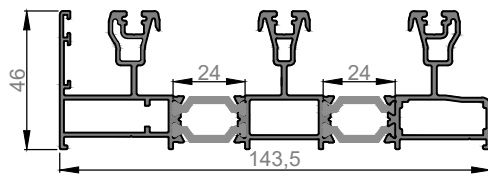
GASKETS		GASKETS	
Gasket N°	Use	Gasket N°	Use
 US0703	EPDM gasket for hook	 US0702	EPDM gasket for sash
 U 00.0;1;1.5;2;2.5;3;4;5	EPDM gasket for the glazing	 US11.5100	EPDM gasket for the fix parts
 US0701	EPDM gasket for sash	 US0723	EPDM gasket for the fix parts alternative for gasket US115100
 US0704	EPDM gasket for frame		

WARNING: THE INDICATED PROFILE WEIGHTS ARE THEORETICAL .

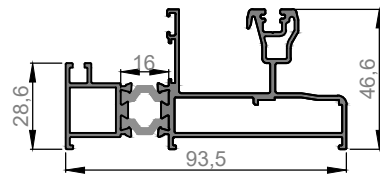
LS 38- LIFT & SLIDE SYSTEM



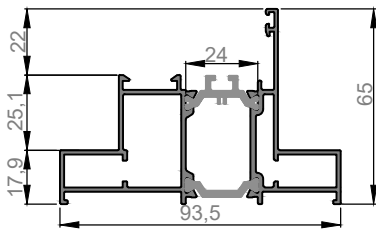
380001
1840 gr/m



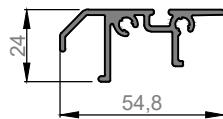
380002
2750 gr/m



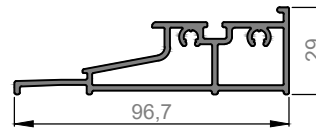
380003
1550 gr/m



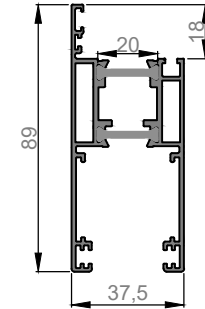
380004
1645 gr/m



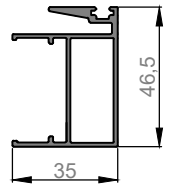
380005
660 gr/m



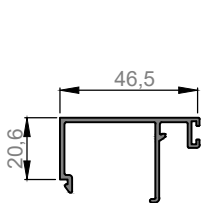
380006
1260 gr/m



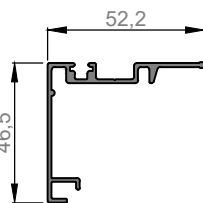
380007
1390 gr/m



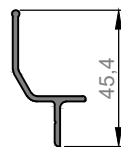
380008
694 gr/m



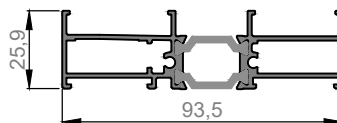
380012
450 gr/m



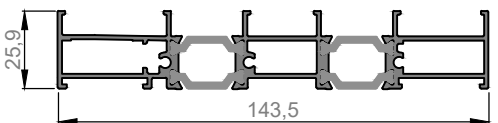
380013
523 gr/m



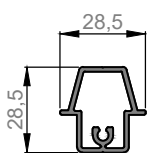
070012
311 gr/m



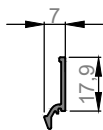
380014
1290 gr/m



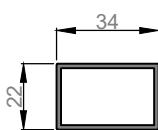
380015
1990 gr/m



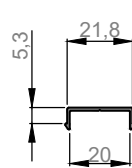
380010
453 gr/m



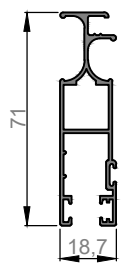
380011
120 gr/m



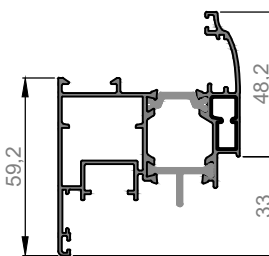
380016
429 gr/m



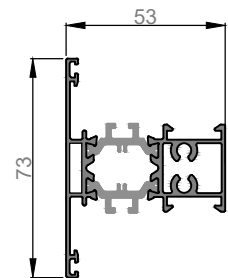
380017
97 gr/m



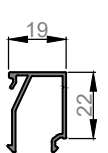
3000128
811 gr/m



5300326
1364 gr/m



5300205
1276 gr/m

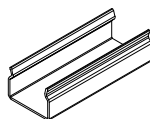


3750530
260 gr/m

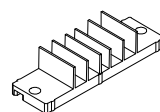
ACCESSORIES S38



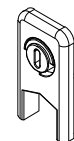
LS0701
inox rail



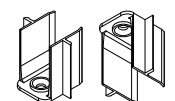
ACLS3801
PVC profile



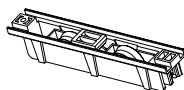
ACLS3802
central weathering block



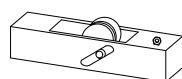
ACLS3804
hook cap



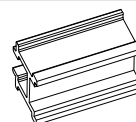
ACLS3808
cap for meeting stile



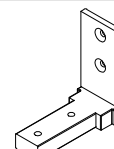
ACLS3807
roller



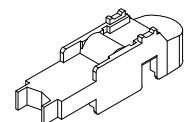
A 0103
wheel for mosquito profile



GUL14H111403806



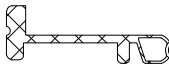











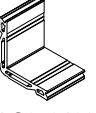


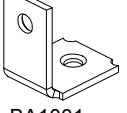




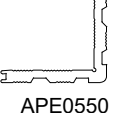

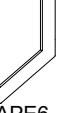
ACLS3806
connector for narrow sash




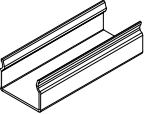
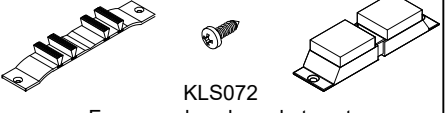
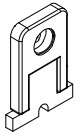
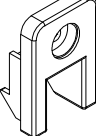
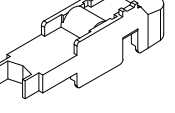
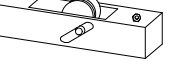
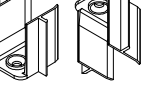

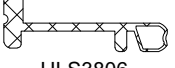






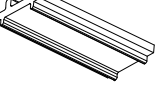
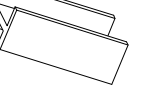
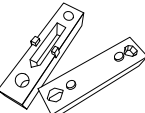










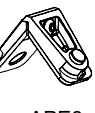
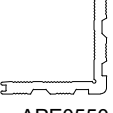
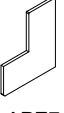
ACLS3809
sash absorber

LS 38- LIFT & SLIDE SYSTEM

ACCESSORIES S38

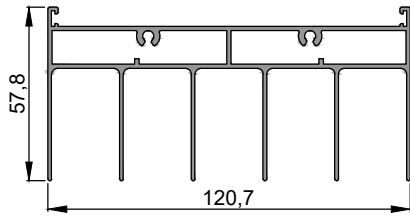
 ULS3806	 ULS3807	 US115100	 US60	 APE900	 UK7
 US68	 U 00.0;1;1.5;2;2.5;3;4;5	 US0704	 TZ5,5 brush 5,5mm	 TZ7 brush 7mm	
 APE2610	 LS070400	 APE4	 APE10	 BA1001	 APE7
For profiles 5300326	380001 380003 380002	380001 380003 380002 5300326	380004 5300326	380003	380001 380003 380002 5300326
 ACLS3805	 APE157	 APE8	 APE0550	 APE71	 APE6
For profiles 380004 380007	For profiles 380003 3000128	380004	5300326	380007	380007

ACCESSORIES LS38

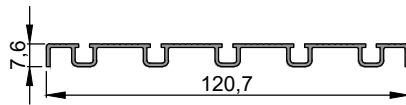
 LS0701 inox rail	 ACLS3801 PVC profile	 KLS072 Frame and sash gaskets set	 ACLS3812 hook cap	 ACLS3803 hook cap
 ACLS 3809 sach absorber	 A 0103 wheel for mosquito profile	 ACLS 3808 cap for meeting stile	 US115100	 ULS3806
 US 0702	 ULR3809	 ULS3805	 US60	 APE900
 TZ5,5 brush 5,5mm	 GUL149472963806	 GUL146396903800	 ACLS3813	 ACLS3811
 TZ7 brush 7mm				 ACLS3810
 APE2610	 LS070400	 APE 4	 APE 10	 BA 1001
For profiles 5300326	380001 380003 380002	380001 380003 380002 5300326	380004 5300326	380003
 ACLS3805	 APE157	 APE8	 APE0550	 APE71
For profiles 380004 380007	For profiles 380003 3000128	For profiles 380004	For profiles 5300326	For profiles 38.0007

WARNING: THE INDICATED PROFILE WEIGHTS ARE THEORETICAL .

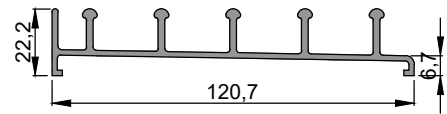
PS50 - Patio Slide System



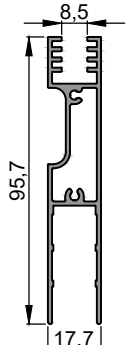
1500
1989 gr/m



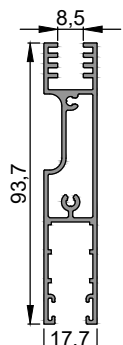
1501
659 gr/m



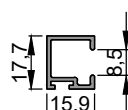
1502
1244 gr/m



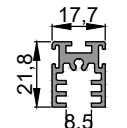
1503
8mm glass
1014 gr/m



1504
8mm glass
1098 gr/m



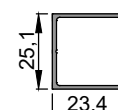
1509
8mm glass
208 gr/m



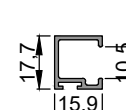
1508
8mm glass
414 gr/m



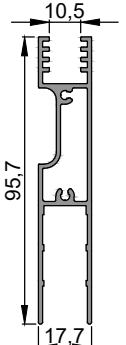
1507
1496 gr/m



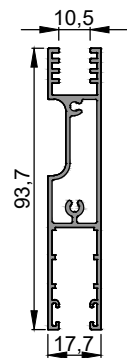
1506
239 gr/m



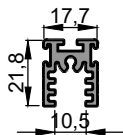
1505
10mm glass
198 gr/m



1510
10mm glass
1014 gr/m



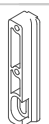


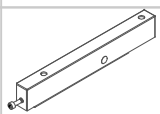
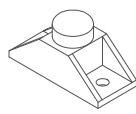

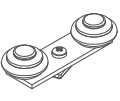
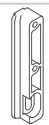
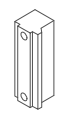

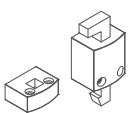
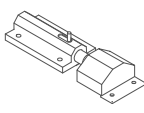
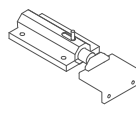


1511
10mm glass
1014 gr/m

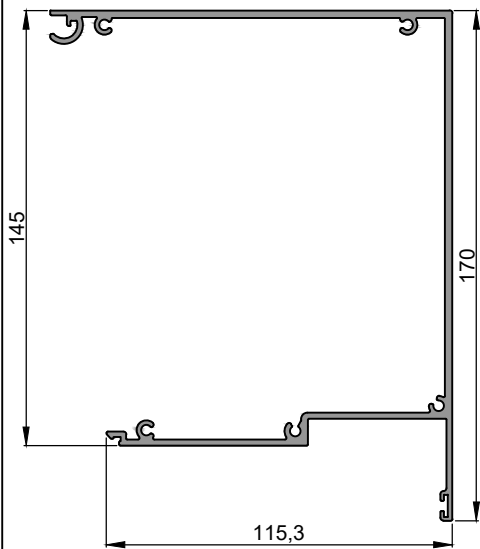


1512
10mm glass
401 gr/m

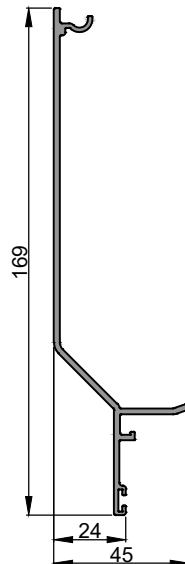
ACCESSORIES

Nº	For profiles	Nº	For profiles	Nº	For profiles	Nº	For profiles
 PS2013	Ride- on driver for sash	 PS2002	Doble roller for frame 1501	 PS2011	Inner connection cap /Left for frame 1501	 TZ 6.0	Brush
 APE 4	Joint for frame 1500	 PS2003	Doble roller for frame 1502	 PS2017	Buffer stop	 PS2010	Metal handle; Inside Ø - 47mm;
 PS2004	Roller	 PS2012	Inner connection cap /Right for frame 1501	 PS2015	Inner connection cap for frame 1502	 PS2014	Glue for glasses for the PS50 system
 PS2008	PVC Lock	 PS218	METAL Lock for frame 1501	 PS219	METAL Lock for frame 1502		

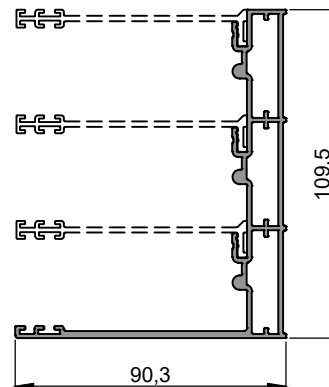
Guillotine Window system



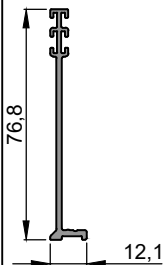
060001
2978 gr/m



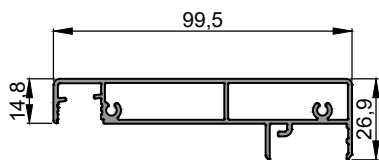
060007
1187gr/m



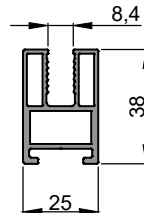
060008
1927 gr/m



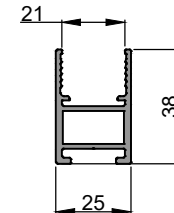
060002
492 gr/m



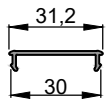
060003
1045 gr/m



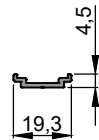
060005
761 gr/m



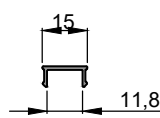
060010
637 gr/m



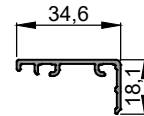
060011
137 gr/m



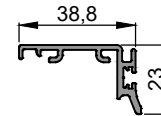
060012
99 gr/m





















060006
80 gr/m



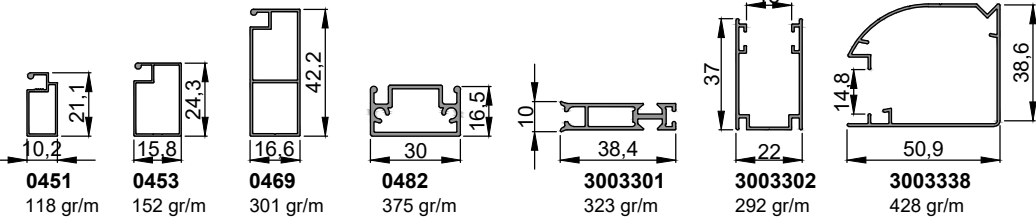
060004
244 gr/m



060009
412 gr/m

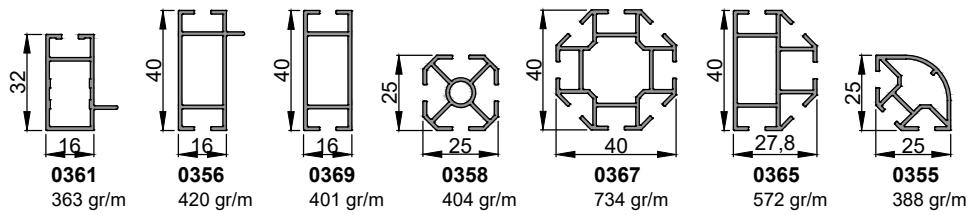
ACCESSORY	CODE	ACCESSORY	CODE	ACCESSORY	CODE
Metal side cap for profile 06 0001 	GI100	Metal profile for the electric motor 	GI120	Brush 	TZ55
Metal side cap for profile 06 0003 	GI107	Metal bearing 	GI106	Screw 3,9x16 	VM316W
Cap for profile GL120 	GI105	Mechanical corner 	APE8	120 Nm electric motor 	GI161
Cap for profile GL120 	GI102	Load bearing plate for GL106 	GI103	Screw 4,8x60 	VM46W
Strap 	GI115	Strap adaptor 	GI108	Brush 10 mm 	TZ10
Roller 	GI110	Glue for glasses 	PS2014	One channel remote control for "MOSEL" motor 	GI200

MOSQUITO PROFILES

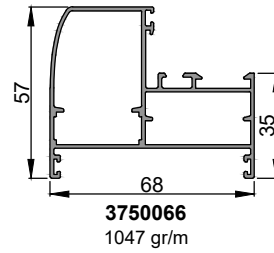
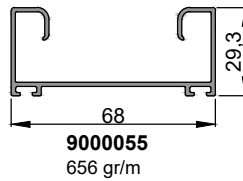
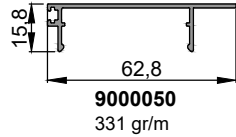
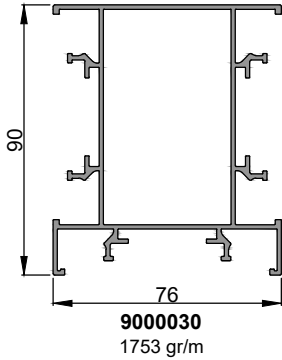
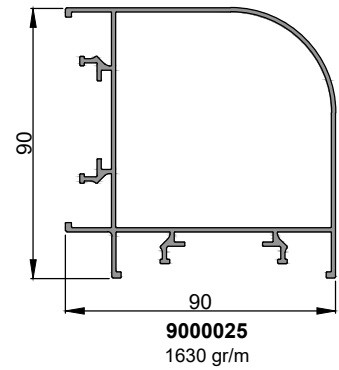
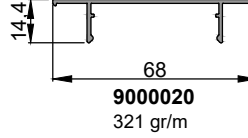
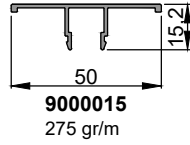
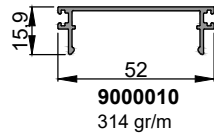
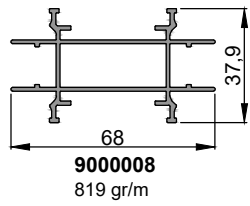


TKRS 00
Roller screening systems
fabrication kit

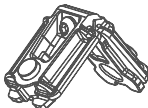
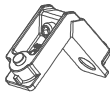


SHELF PROFILES



OFFICE SYSTEM



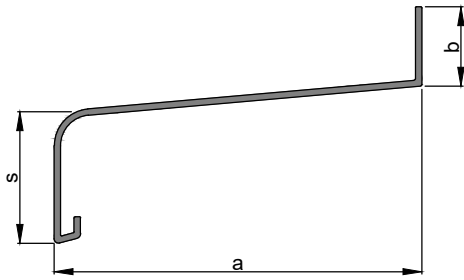
WARNING: THE INDICATED PROFILE WEIGHTS ARE THEORETICAL .

JOINTS/FOR PROFILES				 VI931 joint
	APE 3	APE 4	APE 10	
	9000066	9000066	9000066	

*** THE OFFICE SYSTEM
OPERATES WITH THE SASHES
AND MULLIONS FROM THE
PONY SYSTEM.**

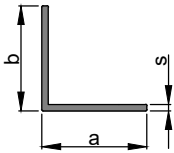
WARNING: THE INDICATED PROFILE WEIGHTS ARE THEORETICAL .

SILLS

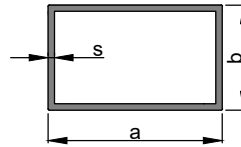


PROFILE	WEIGHT	a (mm)	b (mm)	s (mm)
0807	365 gr/m	70	15	25
0809	431 gr/m	90	15	25
0811	537 gr/m	110	15	25
0813	610 gr/m	130	15	25
0815	778 gr/m	150	15	25
0817	859 gr/m	170	15	25
0819	940 gr/m	190	15	25
0821	1022 gr/m	210	15	25
0822	1227 gr/m	225	15	25
0824	1297 gr/m	240	15	25
0826	1390 gr/m	260	15	25
0828	1568 gr/m	280	15	25
0830	1846 gr/m	300	15	25

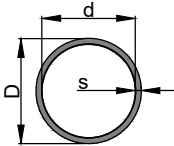
ADDITIONAL PROFILES



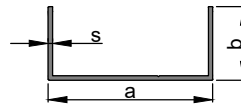
PROFILE	WEIGHT	a (mm)	b (mm)	s (mm)
0202	94 gr/m	15	15	1.2
0203	126 gr/m	20	20	1.2
0204	158 gr/m	25	25	1.2
0205	191 gr/m	30	30	1.2
0206	423 gr/m	40	40	2.0
0210	191 gr/m	40	20	1.2
0211	298 gr/m	60	20	1.4
0217	531 gr/m	50	50	2.0
0223	374 gr/m	80	20	1.4
0231	482 gr/m	100	20	1.5
0237	315 gr/m	40	20	2.0



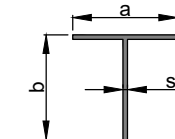
PROFILE	WEIGHT	a (mm)	b (mm)	s (mm)
0102	257 gr/m	25	17	1.2
0103	344 gr/m	40	20	1.1
0104	567 gr/m	50	40	1.2
0106	1257 gr/m	80	40	2.0
0110	685 gr/m	50	50	1.3
0111	504 gr/m	60	20	1.2
0112	464 gr/m	40	40	1.1
0122	634 gr/m	80	20	1.2
0125	826 gr/m	100	20	1.3
0126	1040 gr/m	120	20	1.4
01032	284 gr/m	40	20	0.9
0402	374 gr/m	40	20	1.2
0403	463 gr/m	40	20	1.5



PROFILE	WEIGHT	D (mm)	d (mm)	s (mm)
0001	262 gr/m	25	22.4	1.3
0004	163 gr/m	20	18	1.1
0005	879 gr/m	35	28.5	3.25
0010	817 gr/m	50	46	2.0
0018	1223 gr/m	60	55	2.5
0025	545 gr/m	20	12	4.0
0026	810 gr/m	24	14	5.0
0027	647 gr/m	24	16.5	3.75
0028	602 gr/m	25	18.5	3.25
0035	817 gr/m	35	29	3.0
0037	181 gr/m	19	16.6	1.2
0038	798 gr/m	40	35	2.5
0039	434 gr/m	20	14	3.0
0040	886 gr/m	30	22	4.0
0042	690 gr/m	30	24	3.0

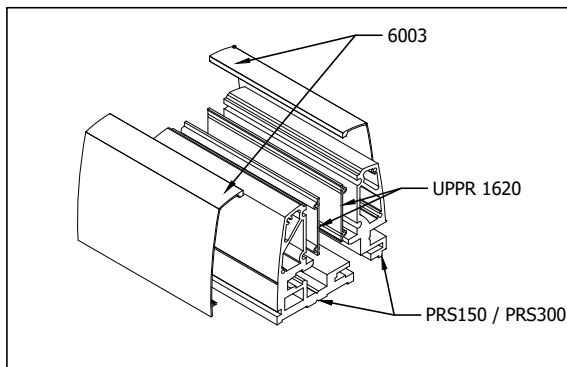

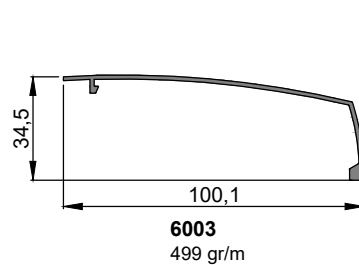
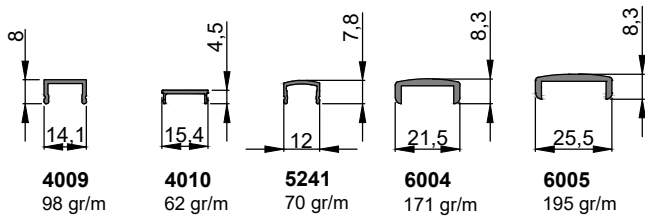
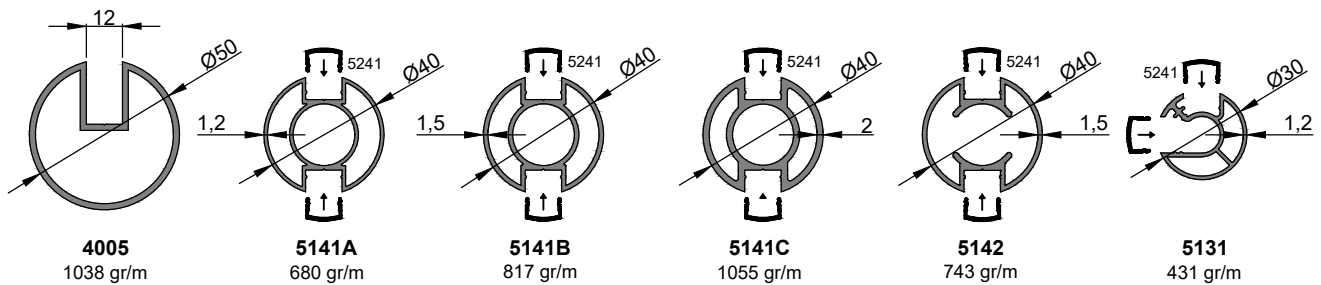
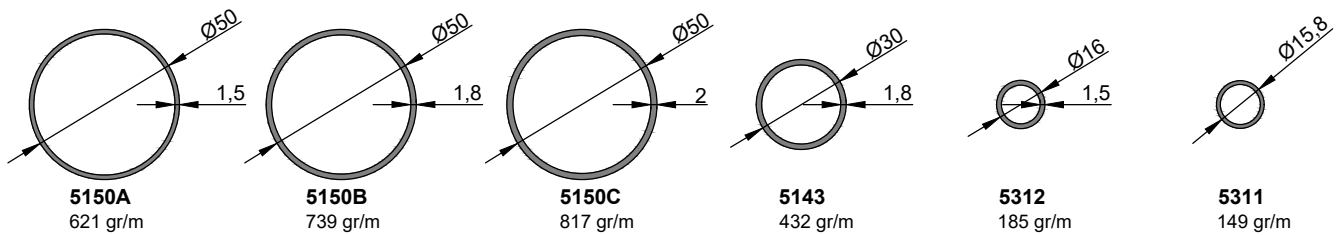
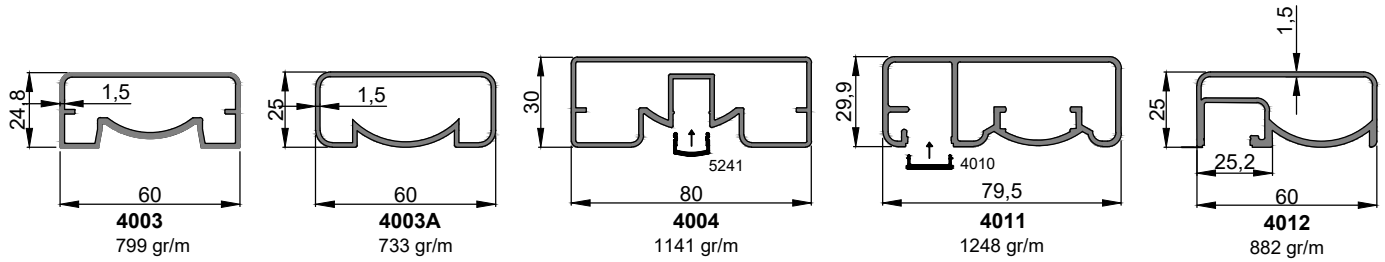
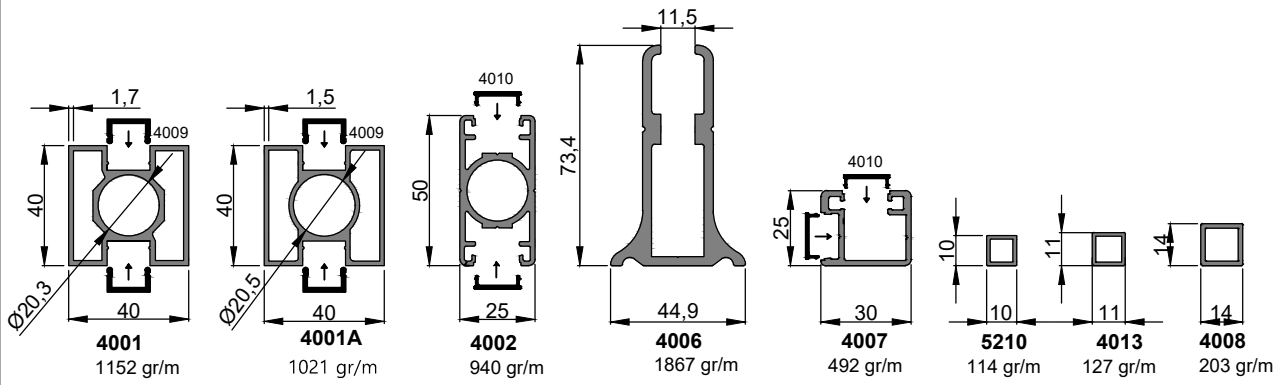


PROFILE	WEIGHT	a (mm)	b (mm)	s (mm)
0259	217 gr/m	13	27.7	1.2
0260	560 gr/m	15	30	3.0
0261	282 gr/m	16	20	2.0
0262	158 gr/m	17	17	1.2
0263	166 gr/m	18	20	1.1
0264	168 gr/m	19	8	2.0
0265	250 gr/m	27	25	1.2

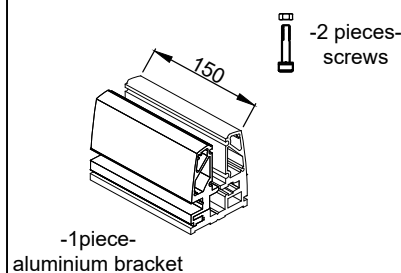


PROFILE	WEIGHT	a (mm)	b (mm)	s (mm)
0300	94 gr/m	15	15	1.2
0301	145 gr/m	25	25	1.1
0303	191 gr/m	30	30	1.2
0304	238 gr/m	30	30	1.5
0308	126 gr/m	20	20	1.2
0310	315 gr/m	30	30	2.0
0311	1853 gr/m	30	90	6.0

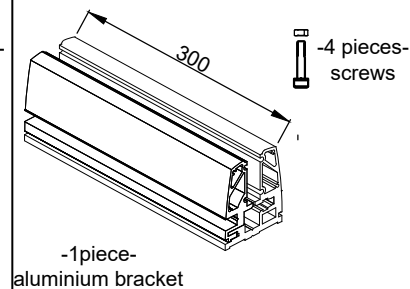
BALUSTRADES



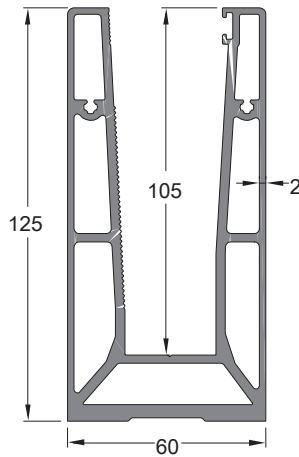
PRS150
Bracket for glass balustrade 16/20mm



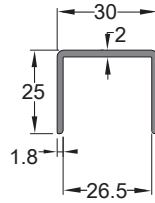
PRS300
Bracket for glass balustrade 16/20mm



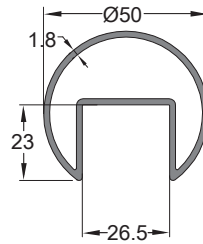
GLASS RAILING



11880
4474 gr/m



12159
382 gr/m



12153
946 gr/m

*** GLASS RAILING SYSTEM**
INSTALLATION SHOULD BE IN
ACCORDANCE WITH THE
PRESCRIPTIONS DESCRIBED
IN THE "TECHNICAL MANUAL"
PUBLISHED BY **ALTEST**.

ACCESSORY	CODE	ACCESSORY	CODE
Metal side cap for profile 11880	SPGS1055	Φ50mm prf 12153 Long flange	SPGS1313
Glazing wedge	SPGS1054	Φ50mm prf 12153 Three hole Wall flange	SPGS1315
Glazing wedge-20 (for 20 mm glass)	SPGS1053	Φ50mm prf 12153 Chanelled pipe plug	SPGS1317
Glazing wedge-16 (for 16 mm glass)	SPGS1052	30x25 prf 12159 Collar	SPGS1322
Glazing wedge-12 (for 12 mm glass)	SPGS1051	30x25 prf 12159 90° bend with collar	SPGS1323
Φ50mm prf 12153 Chanelled bend 90°degrees angle	SPGS1205	30x25 prf 12159 Plug	SPGS1324
Φ50mm prf 12153 Wall flange	SPGS1304	30x25 prf 12159 Wall flange	SPGS1325

GASKETS	
Gasket N°	USE
 SPPKS0265	MULTI STAGED INNER GLAZING GASKET
 SPCF05	GLAZING GASKET
 SPKC20	U-SHAPED GLAZING GASKET (GLAZING = 20 mm)
 SPKC16	U-SHAPED GLAZING GASKET (GLAZING = 16 mm)
 SPKC12	U-SHAPED GLAZING GASKET (GLAZING = 12 mm)



Address:
8000 Burgas
South Industrial Zone, Bulgaria

Tel: +359 56 880 440
Fax: +359 56 880 443
office@altest-kmg.com

www.altest-kmg.com